

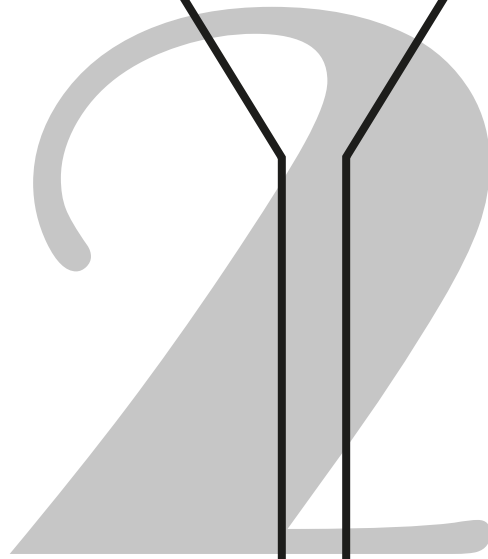
17

18



15

16



6

8

17



19

1

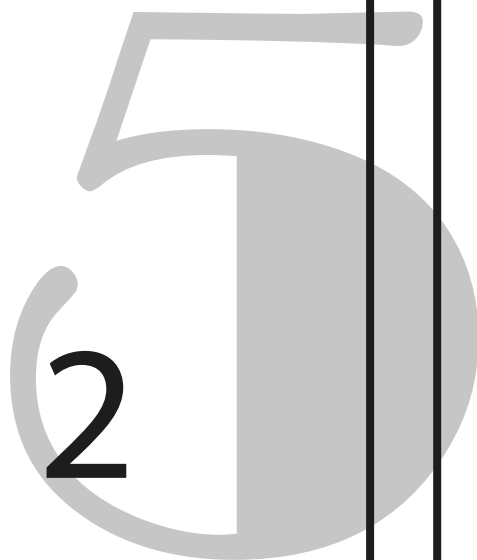
4



Bodenplatte  
Mindestgröße  
30x32cm

3

te  
össe



ω

19

18



Rückwand

13

10



A geometric diagram consisting of several black lines. A vertical line runs down the right side. A horizontal line is at the top right. A diagonal line goes from the top right towards the center. Another diagonal line goes from the left towards the center. A third diagonal line goes from the bottom left towards the center. A gray shaded region is bounded by a horizontal line at the top, a vertical line on the right, and a diagonal line on the left. The number '6a' is in the top right, '5' is near the vertical line, and a large '7' is in the center.

6a

5

7a

8a

Frontwand





9

1



# Dach





15 16

7

11

10 Seitenwand 5

4

12

9

Seitenwand

13

2

# Bodenplatte

